

WILD-LIFE ACTIVITY SHEET

ROBBIE'S GUIDE TO LAYING A CLUE TRAIL WITH STICKS

Here's a game Robbie taught the others.
It involves leaving a message on the ground for your friends.

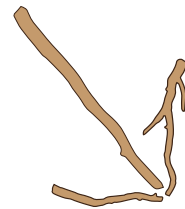
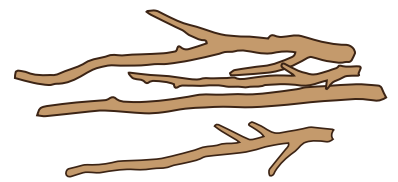

How to play

- #1 Choose one or two people to be the leaders.
Everyone else is a follower.
- #2 Start by gathering a handful of sticks so you can get your first clues set without having to hunt for twigs and sticks.
You can use any size you want.
- #3 The leaders have to leave a trail on the ground using sticks shaped like arrows. Point the sticks in the direction you are travelling so your friends following you know which way to go.
Try to use nice clear stretches of path, or grass so it's easy to see the arrows, and they don't get lost!
Try making REALLY big arrows, and really small ones.
- #4 Set 10 arrows and then stop until your friends find you.
Then it's their turn to be the leaders.



ROBBIE'S TOP TIP

Rabbits never run in a straight line. Don't forget it's good fun to make people go round things, up and over things and even go backwards!



WILD-LIFE FACT

Rabbits thump their hind feet to send a message to other rabbits. It's an important way of communicating for them as they aren't very vocal or loud like some other animals.

